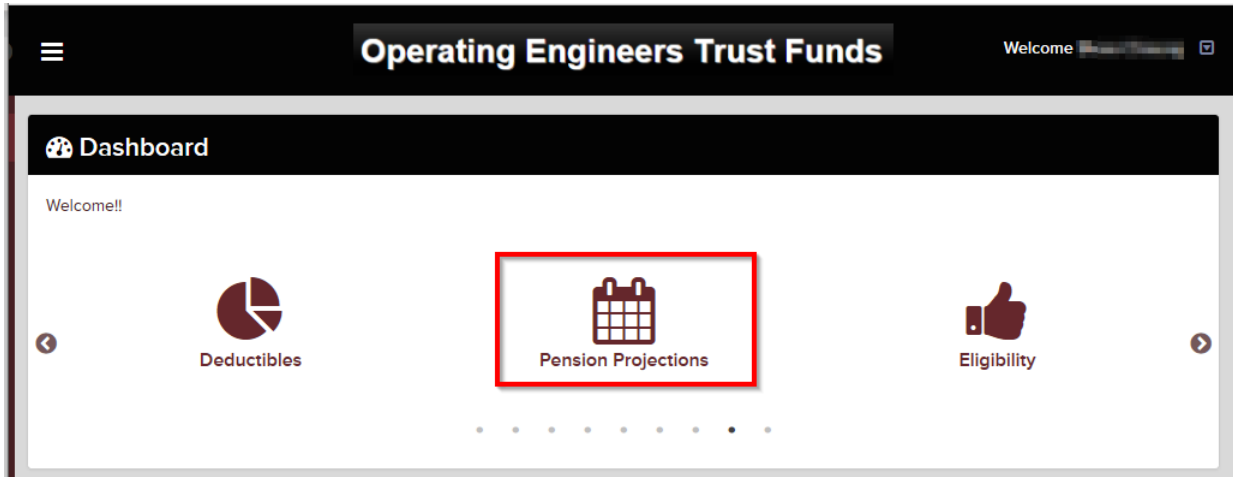


How to Use OETF Pension Projections

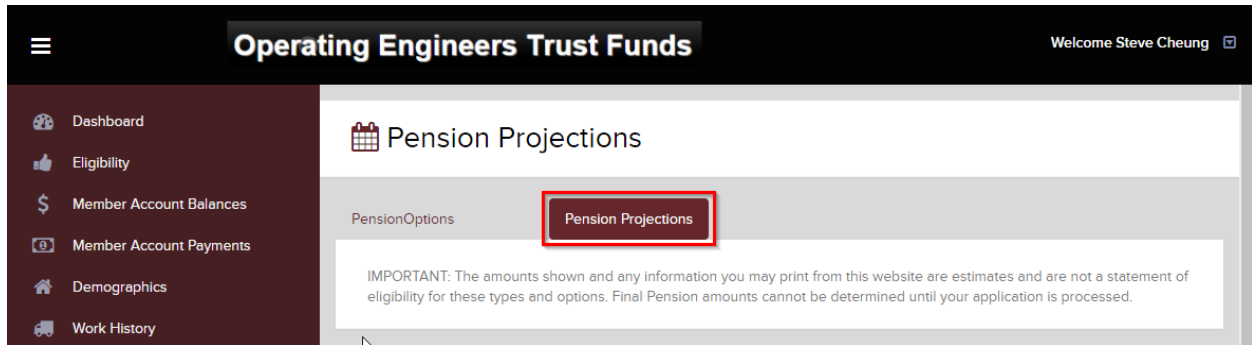
Step 1:

Select the **Pension Projections** icon from the Dashboard.

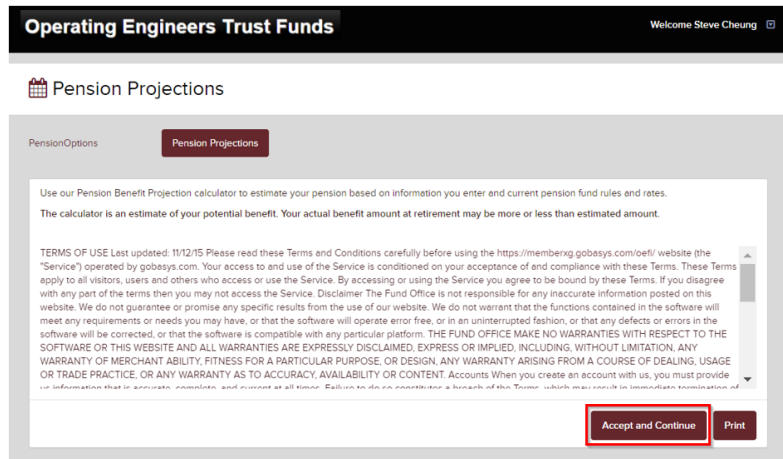


Step 2:

Select the **Pension Projections** tab.



When the Terms of Use displays, read and click **Accept and Continue**.



How to Use OETF Pension Projections

Step 3:

Enter your **Retirement Date** OR your **Retirement Age**. Your Retirement Date must be the 1st day of your retirement month.

Choose a **Projection Method**. You may project your future benefit by specifying the percentage of work you expect to do between now and your specified Retirement Date or Retirement Age. For example, if you expect to work roughly the same number of hours you worked in 2019, you would enter 100% in % of work, and 2019 for CCYY.

If you do not choose a **Projection Method**, your benefit will be calculated based upon your reported hours.



Click the **Calculate** button to continue.

Pension Projections

PensionOptions **Pension Projections**

IMPORTANT: The amounts shown and any information you may print from this website are estimates and are not a statement of eligibility for these types and options. Final Pension amounts cannot be determined until your application is processed.

Date of Birth: 08/10/1961 Normal Retirement Date: 09/01/2023 Accrued Benefit: \$1,247.58
Fund: PEN - OPER. ENGINEERS PENSION TRUST

Retirement Date: 12/01/2020  

Retirement Age: 59-3

Projection Method

No Additional Work

Additional Work

% of work % of CCYY

Calculate Reset

How to Use OETF Pension Projections

Step 4:


Click **See all options** to view and print the estimate.

Pension Projections

PensionOptions **Pension Projections**

IMPORTANT: The amounts shown and any information you may print from this website are estimates and are not a statement of eligibility for these types and options. Final Pension amounts cannot be determined until your application is processed.

Date of Birth: 08/10/1961 **Normal Retirement Date:** 09/01/2023 **Accrued Benefit:** \$1,247.58
Fund: PEN - OPER. ENGINEERS PENSION TRUST

Retirement Date: 

Retirement Age:

Projection Method

No Additional Work

Additional Work

% of

Calculate **Reset**

Retirement Type:

Pension Option:

How to Use OETF Pension Projections

Step 5:

Your Projection Options will display. To print a copy, click **Print**.

The screenshot shows a web application interface with a sidebar on the left containing menu items like Dashboard, Eligibility, Member Account, Demographics, Work History, Pension Payments, Health Claims, Deductibles, and Pension Projections. The main content area is partially obscured by a modal window titled "Projection Options".

Member Information:

- Name: SAMPLE MEMBER
- Birthdate: 08/10/1961
- Accrued Benefit: \$1,247.58
- Fund: PEN - OPER. ENGINEERS PENSION TRUST
- Normal Retirement Date: 09/01/2023
- Retirement Date: 12/01/2020
- Retirement Age: 59-3
- Projection Method: No Additional Work

Retirement Type	Retirement Option	Retiree Benefit	Subsequent Benefit
EARLY	JOINT & SURVIVOR 50%	\$1,147.00	\$574.00
EARLY	JOINT & SURVIVOR 75%	\$1,089.00	\$817.00
EARLY SINGLE LIFE	SINGLE LIFE	\$1,145.00	\$0.00
DISABILITY SINGLE LIFE	SINGLE LIFE	\$1,248.00	\$0.00
DISABILITY W/O SSA RECIPROCAL	JOINT & SURVIVOR 50%	\$1,205.00	\$603.00
DISABILITY W/O SSA RECIPROCAL	JOINT & SURVIVOR 75%	\$1,085.00	\$814.00

At the bottom right of the modal window, there is a "Print" button (highlighted with a red box) and a "Close" button.