



FALL 2021

Defined Contribution Plan

The Board of Trustees for the Defined Contribution Plan (DCP) has voted to make a record-keeping change from Mass Mutual/Empower to John Hancock Retirement Services. After a brief blackout period, all of the DCP's assets have been transferred to John Hancock and the Trust is back up and running for all transactions, including processing retirement applications.

The investment consultant for the DCP has begun the process of re-allocating the DCP assets to a broader mix of investment classes. They have sold out of the Guaranteed Investment Contract, that was held by the previous record keeper, which resulted in a gain to the Plan and, vis-à-vis a nice little boost to all the Members' Accounts just prior to the transition to John Hancock. As the Business Manager noted

in the last News Record, a representative from that consultant will be on hand at the December Membership Meeting to speak and take questions.

Lastly, by now Local 12 members should have received a mailing from John Hancock letting you know that the transition over to them is completed. Also included on that mailing are instructions on how to set up online access to your account information at myplan.johnhancock.com. Simply, go to that webpage and click "Register Now" and follow the instructions to create a password and verify your account with either an email address, a mobile phone number or both. If you have any additional questions, John Hancock can be reached at (800) 344-1029 or you can call the Trust Fund Offices at 1(866) 400-5200.

Adding a New Spouse or Dependent to your Health & Welfare Coverage

When you add a new spouse or dependent to your Operating Engineers Health & Welfare coverage the Fund Office requires the following documents be submitted:

Enrolling a New Spouse:

- Operating Engineers Health & Welfare Fund Health Plan Enrollment Form
- Operating Engineers Health & Welfare Fund Group Insurance Questionnaire
- Certified Copy of Marriage Certificate

Enrolling a New Dependent:

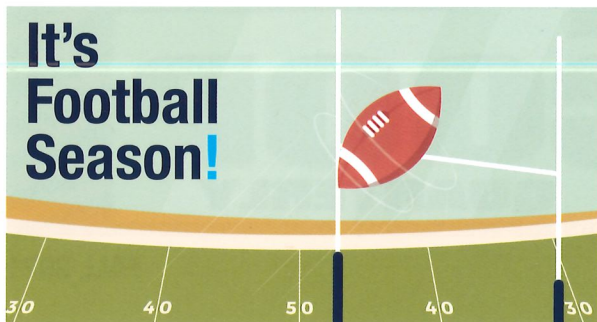
- Operating Engineers Health & Welfare Fund Health Plan Enrollment Form
- Operating Engineers Health & Welfare Fund Group Insurance Questionnaire
- Certified Copy of Birth Certificate

- Adoption or Guardianship Documents Issued by the Court (as applicable)

Both the Health Plan Enrollment form and the Group Insurance Questionnaire are available for download and print from the Health and Welfare section of the Fund's website at: www.oefi.org.

In-lieu of mailing certified copies of marriage and birth certificates, you may visit the Fund Office with the original marriage or birth certificate(s) and a Fund Office representative will verify the document(s) authenticity, make a copy for our records, and return the original certificate(s) to you.

IMPORTANT: Receipt of the required documents are necessary before the Fund can provide health coverage eligibility and before processing any health claims received for a new spouse or dependent.




Across

- 3 ball is put into play and ends when dead
- 6 worth three points
- 8 the leader of the officiating crew
- 9 designated shirts players wear
- 11 kick that puts the ball into play
- 13 worth six points
- 14 place on the field where players discuss plays

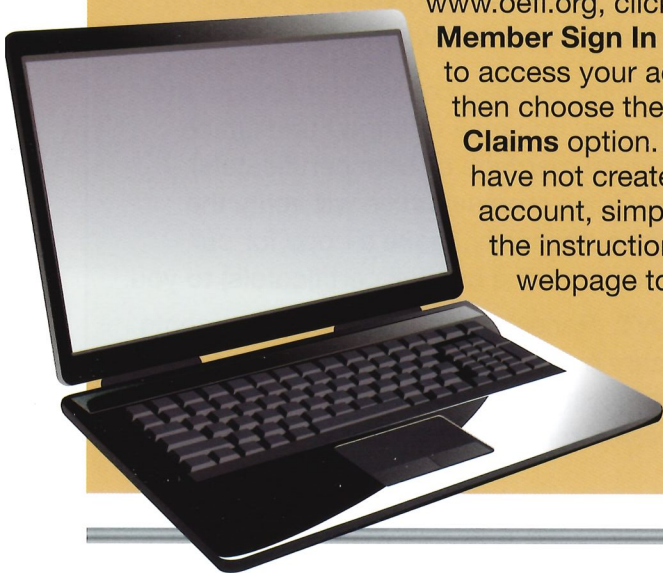
Down

- 1 series of plays when the offense has possession of the ball
- 2 leader of an offense
- 3 team trying to prevent offense from scoring
- 4 worth two points
- 5 turnover when defense catches forward play
- 7 first team to win the first super bowl
- 10 the scoring areas at each end of the field
- 12 a pebble grained leather spheroid object



Health Claims History Now Available Online!

We are pleased to announce health claims history is now available online! You can also view images of your Explanation of Benefits (EOB), where applicable. Simply visit the Trust Fund's website at www.oefi.org, click on the **Member Sign In** option to access your account, then choose the **Health Claims** option. If you have not created an account, simply follow the instructions on the webpage to register.



Change of Address

It is very important that the Fund Office has, in addition to your mailing address, a record of your current physical address on file. Your physical address is important for Plan enrollment. Changes of address must be received by the 15th of the month in order for your pension check to be sent to your new address the following month. The Fund office will continue to send communications to the mailing address you specify, not the physical address, if they are different. Please complete the form below:

Physical Address:

Name _____ Reg #, OEID, Last 4 Digits of Member's SS# _____

Street (Physical Address) _____

City _____ State _____ ZIP _____

Mailing Address:

Street (Mailing Address) _____

City _____ State _____ ZIP _____

Member's Signature _____ Date _____

Phone Number _____

Please return signed form to:

Operating Engineers Trust Funds, PO Box 7063, Pasadena, CA 91109 or fax to (626) 356-1047